

# CEDRAL



The world of Facades

**GIVE YOUR HOME  
A TIMELESS FACADE**





# TIMELESSLY BEAUTIFUL FACADES



**EASY TO INSTALL**



**LOW MAINTENANCE**



**RESISTANT**

to rot and immune to attack  
by pests and insects



**FIRE SAFE**

Class 0 and EN 13501-1 fire  
performance classified to A2-s1, d0



**UV RESISTANT**



**FACTORY APPLIED  
COLOUR**



✓ *Low maintenance*

✓ *Factory applied colour*

✓ *Easy to install*



# CEIDRAL





## THE DNA OF CEDRAL

**The ideal low maintenance, rot free alternative to traditional timber weatherboard.**

Fibre cement offers both contemporary and flexible design options, and is used by many architects and homeowners to create stunning facades. The simple combination of wood cellulose, sand, synthetic fibres, water and cement make fibre cement one of the most environmentally friendly and comprehensive building products available.

**Hard as stone easy as wood.**

The material's multi-layered fibre structure supports the cement and other elements, which gives it impressive strength, and means that it can be far thinner than concrete.



# WHICH CEDRAL STYLE SUITS YOU?

## CEDRAL LAP

Cedral Lap planks are fitted in a traditional lapped style.

Length	3600mm
Width	190mm
Thickness	10mm
Weight per board	11.2kg



Cedral timber effect

## CEDRAL CLICK

Cedral Click planks are fitted together flush, creating a modern and contemporary facade. Available in two finishes.

Length	3600mm
Width	186mm
Thickness	12mm
Weight per board	12.2kg



Cedral smooth finish



Cedral timber effect





TIMBER EFFECT



SMOOTH FINISH



# CEDRAL COLOURS

## THE MINERAL RANGE



C01 White



C51 Silver



C05 Grey



C52 Pearl



C56



C53



C54 Pewter



C50 Black

## THE FOREST RANGE



C07 Cream White



02 Beige



C08 Sand Yellow



C57 Sage Green



C58



C59



C60 Forest Grey



C04 Dark Brown





The world of Facades

## THE EARTH RANGE



C11



C03

Grey Brown



C14

Atlas Brown



C55

Taupe



C30



C32



C61

Burnt Red



CL104

Light Oak



CL105

Dark Oak

## THE OCEAN RANGE



C06

Grey Green



C10

Blue Grey



C62

Violet Blue



C15

Dark Grey



C18

Slate Grey



C19



C31

**For your**

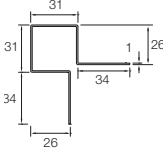
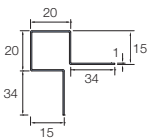
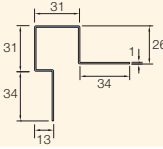
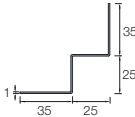
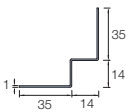

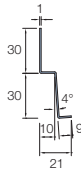
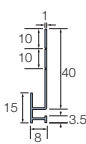
**free sample**

**visit [cedral.co.uk](http://cedral.co.uk)**

# COMPLETE SYSTEM SOLUTION


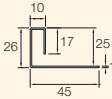
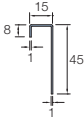
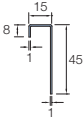
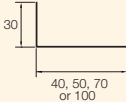
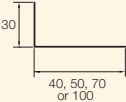

## Aluminium profiles

A full range of aluminium profiles is available in complementary colours, for both Cedral Lap and Click, which provides a complete cladding solution. Please refer to the Cedral Fixing Guide for more information on the aluminium profiles. To order a copy of the Cedral Fixing Guide, visit [cedral.co.uk](http://cedral.co.uk).

PROFILE (sizes in mm)	CEDRAL LAP	CEDRAL CLICK
<b>External corner (symmetric)</b> This universal trim can be used to provide protection on external corners and for stop profile applications.		
<b>External corner/window reveal (asymmetric)</b> Can be used as an external corner or where detailing on a window reveal.		Not required
<b>Internal corner</b> To finish the corner where Cedral meets on an internal corner forming a seal between the trim and the corner.		
<b>External corner junction</b> Used as a corner joining piece. Only available in black. 300mm length.		Not required
<b>Start profile</b> Used to start a cladding run with a lip to cover the first batten.		

Accessories

- Cedral Click Clips are required when installing Cedral Click. These are supplied complete with stainless steel screws.
- Cedral touch up paint and colour matched screws are available. For the full accessories range, please refer to the Cedral Fixing Guide

PROFILE (sizes in mm)	CEDRAL LAP	CEDRAL CLICK
<p><b>Vertical start profile</b></p> <p>Used to start a vertical cladding run.</p>	Not required	
<p><b>End profile</b></p> <p>Hides any sharp corners and protects the Cedral edges from wear and tear.</p>		Not required
<p><b>Connection profile</b></p> <p>End trim to finish Cedral when used as a single piece on a window reveal or soffit.</p>		
<p><b>Perforated closure</b></p> <p>Used to protect against pest infestation and debris. Galvanised finish 2.5m length.</p>		
<p><b>Window lintel profile</b></p> <p>Used to finish above the window and to support next course of Cedral Click.</p>	Not required	







# CEDRAL SUITS EVERY STYLE

Cedral is ideal as an over-clad solution for existing properties, or as part of a new build facade. Available in a wide selection of factory applied colours, enabling homeowners and architects to create striking, individual homes, which are low maintenance.



## More at [cedral.co.uk](http://cedral.co.uk)

- Find your perfect Cedral facade with our colour selector tool
- Find out how easy Cedral is to install and download our Cedral Fixing Guide
- Find your nearest stockist or installer

## For further information

- Please e-mail [infouk@etexgroup.com](mailto:infouk@etexgroup.com)





This publication is based on the latest data available at the time of printing. Due to product changes, improvements and other factors, the Company reserves the right to change or withdraw information contained herein without prior notice. For specific applications users should refer to the Technical Support Department and relevant Standards and Codes of Practice for guidance. The photography shown in the document should not necessarily be taken as recommendations of good practice. The printing process restricts the exact representation of colours. For true colour reference, please request product samples.

# CEDRAL

✓ *Low maintenance*

✓ *Factory applied colour*

✓ *Easy to install*

## Get in touch

FEELING IS BELIEVING

Order a free sample now on our website



More at [www.cedral.world](http://www.cedral.world)

Etex (Exteriors)

[Put here address and collection of country information](#)



V-1.2019

an **etex** company